


Introductory sub-table (I)(a)			
Name of the Company:		MUDRA FINANCIAL SERVICES LTD	
Scrip Code, Name of the scrip, class of security:			
Quarter ended:		31/12/2011	
<b>Partly paid-up shares:-</b>	<b>No. of partly paid-up shares</b>	<b>As a % of total no. of partly paid-up shares</b>	<b>As a % of total no. of shares of the company</b>
Held by promoter/promoter group	0	NIL	0
Held by public	0	NIL	0
<b>Total - D</b>	<b>NIL</b>	<b>NIL</b>	<b>NIL</b>
<b>Outstanding convertible securities:-</b>	<b>No. of outstanding securities</b>	<b>As a % of total no. of outstanding convertible securities</b>	<b>As a % of total no. of shares of the company, assuming full conversion of the convertible securities</b>
Held by promoter/promoter group	0	NIL	NIL
Held by public	0	NIL	NIL
<b>Total - E</b>	<b>NIL</b>	<b>NIL</b>	<b>NIL</b>
<b>Warrants:-</b>	<b>No. of warrants</b>	<b>As a % of total no. of warrants</b>	<b>As a % of total no. of shares of the company, assuming full conversion of warrants</b>
Held by promoter/promoter group	0	NIL	NIL
Held by public	0	NIL	NIL
<b>Total - F</b>	<b>NIL</b>	<b>NIL</b>	<b>NIL</b>
<b>Total paid-up capital of the company, assuming full conversion of warrants and convertible securities</b>	<b>5010000</b>		



**Statement Showing Shareholding Pattern**

Category code	Category of Shareholder	Number of Shareholders	Table (I)(a)		Total shareholding as a percentage of total number of shares		Shares Pledged or otherwise encumbered	
			Total number of shares	Number of shares held in dematerialized form	As a percentage of(A+B) <sup>1</sup>	As a percentage of (A+B+C)	Number of shares	As a percentage
<b>(A)</b>	<b>Shareholding of Promoter and Promoter Group<sup>2</sup></b>							
<b>1</b>	<b>Indian</b>							
(a)	Individuals/ Hindu Undivided Family	13	862200	0	17.21	17.21	0	0
(b)	Central Government/ State Government(s)	0	0	0	0.00	0.00	0	0
(c)	Bodies Corporate	0	0	0	0.00	0.00	0	0
(d)	Financial Institutions/ Banks	0	0	0	0.00	0.00	0	0
(e)	Any Others(Specify)	0	0	0	0.00	0.00	0	0
(e-i)								
(e-ii)								
	<b>Sub Total(A)(1)</b>	<b>13</b>	<b>862200</b>	<b>0</b>	<b>17.21</b>	<b>17.21</b>	<b>0</b>	<b>0.00</b>
<b>2</b>	<b>Foreign</b>							
a	Individuals (Non-Residents Individuals/ Foreign Individuals)	0	0	0	0.00	0.00	0	0
b	Bodies Corporate	0	0	0	0.00	0.00	0	0
c	Institutions	0	0	0	0.00	0.00	0	0
d	Any Others(Specify)	0	0	0	0.00	0.00	0	0
d - i								
d - ii								
	<b>Sub Total(A)(2)</b>	<b>0</b>	<b>0</b>	<b>0</b>	<b>0.00</b>	<b>0.00</b>	<b>0</b>	<b>0.00</b>
	<b>Total Shareholding of Promoter and Promoter Group (A)= (A)(1)+(A)(2)</b>	<b>13</b>	<b>862200</b>	<b>0</b>	<b>17.21</b>	<b>17.21</b>	<b>0</b>	<b>0.00</b>






**(I)(b) MUDRA FINANCIAL SERVICES LTD****Statement showing holding of securities (including shares, warrants, convertible securities) of persons belonging to the category "Promoter and Promoter Group"**

Sr. No.	Name of the shareholder	Details of Shares held		Encumbered shares (*)			Details of warrants		Details of convertible securities		Total shares (including underlying shares assuming full conversion of warrants and convertible securities) as a % of diluted share capital
		Number of shares held	As a % of grand total (A)+(B)+(C)	No.	As a percentage	As a % of grand total (A)+(B)+(C) of sub-clause (I)(a)	Number of warrants held	As a % total number of warrants of the same class	Number of convertible securities held	As a % total number of convertible securities of the same class	
(i)	(ii)	(iii)	(iv)	(v)	(vi)=(v)/(iii)*100	(vii)	(viii)	(ix)	(x)	(xi)	(xii)
1	ANITA MAHESHWARI	85100	1.698602	0	0.00	0.000000	0	0.000000	0	0.000000	1.698602
2	ANJU MAHESHWARI	90100	1.798403	0	0.00	0.000000	0	0.000000	0	0.000000	1.798403
3	AAYUSH JAIN	10000	0.199600	0	0.00	0.000000	0	0.000000	0	0.000000	0.199600
4	ATUL JAIN	151600	3.025948	0	0.00	0.000000	0	0.000000	0	0.000000	3.025948
5	DEEPAK MAHESHWARI	21100	0.421158	0	0.00	0.000000	0	0.000000	0	0.000000	0.421158
6	DIPEN MAHESHWARI	35000	0.698602	0	0.00	0.000000	0	0.000000	0	0.000000	0.698602
7	KUSHAL MAHESHWARI	30000	0.598802	0	0.00	0.000000	0	0.000000	0	0.000000	0.598802
8	KRISHNA GOPAL MAHESHWARI	100	0.001996	0	0.00	0.000000	0	0.000000	0	0.000000	0.001996
9	MAHENDRA KUMAR SINGH	74400	1.485030	0	0.00	0.000000	0	0.000000	0	0.000000	1.485030
10	PRABHAT MAHESHWARI	130100	2.596806	0	0.00	0.000000	0	0.000000	0	0.000000	2.596806
11	RANJANA JAIN	66100	1.319361	0	0.00	0.000000	0	0.000000	0	0.000000	1.319361
12	RENU DAMANI	46000	0.918163	0	0.00	0.000000	0	0.000000	0	0.000000	0.918163
13	SANJEEV MAHESHWARI	122600	2.447105	0	0.00	0.000000	0	0.000000	0	0.000000	2.447105
<b>Total</b>		<b>862200</b>	<b>17.209576</b>	<b>0</b>	<b>0.00</b>	<b>0.000000</b>	<b>0</b>	<b>0.000000</b>	<b>0</b>	<b>0.000000</b>	<b>17.209576</b>

(\* ) The term "encumbrance" has the same meaning as assigned to it in regulation 28(3) of the SAST Regulations, 2011



<b>(I)(c)(i) MUDRA FINANCIAL SERVICES LTD</b>								
<b>Statement showing holding of securities (including shares, warrants, convertible securities) of persons belonging to the category "Public" and holding more than 1% of the total number of shares</b>								
Sr. No.	Name of the shareholder	Number of shares held	Shares as a percentage of total number of shares (i.e., Grand Total (A)+(B)+(C) indicated in Statement at para (I)(a) above)	Details of warrants		Details of convertible		Total shares (including underlying shares assuming full conversion of warrants and convertible securities) as a % of diluted share capital
				Number of warrants held	As a % total number of warrants of the same class	Number of convertible securities held	% w.r.t total number of convertible securities of the same class	
1	CYPRESS CONSULTANTS PRIVATE LIMITED	695200	13.876248	0	0.000000	0	0.000000	13.876248
2	VENKY FINANCIAL SERVICES PVT LTD	845000	16.866267	0	0.000000	0	0.000000	16.866267
3	FLASH SECURITIES PRIVATE LIMITED	191000	3.812375	0	0.000000	0	0.000000	3.812375
4	BOMEM INSTRUMENT PVT LTD	133700	2.668663	0	0.000000	0	0.000000	2.668663
5	SURESH VITHOBA BHUJBAL	160500	3.203593	0	0.000000	0	0.000000	3.203593
6	SUNIL KUNTE	170500	3.403194	0	0.000000	0	0.000000	3.403194
7	YASHWANT NATE	185500	3.702595	0	0.000000	0	0.000000	3.702595
8	CHANDRAMANI MISHRA	98000	1.956088	0	0.000000	0	0.000000	1.956088
9	BISWANATH SARKAR	149700	2.988024	0	0.000000	0	0.000000	2.988024
10	INDU MAHESHWARI	187500	3.742515	0	0.000000	0	0.000000	3.742515
11	VIPUL MAHESHWARI	205500	4.101796	0	0.000000	0	0.000000	4.101796
12	KISAN PATIL	156400	3.121756	0	0.000000	0	0.000000	3.121756
13	DARSHINI DUBE	180000	3.592814	0	0.000000	0	0.000000	3.592814
14	NILESH SHIGWAN	160500	3.203593	0	0.000000	0	0.000000	3.203593
15	RAMA DUBE	191600	3.824351	0	0.000000	0	0.000000	3.824351
<b>Total</b>		<b>3710600</b>	<b>74.063872</b>	<b>0</b>	<b>0.000000</b>	<b>0</b>	<b>0.000000</b>	<b>74.063872</b>






1

2

**(I)(c)(ii) MUDRA FINANCIAL SERVICES LTD**

**Statement showing holding of securities (including shares, warrants, convertible securities) of persons (together with PAC) belonging to the category "Public" and holding more than 5% of the total number of shares of the company**

Sr. No.	Name(s) of the shareholder(s) and the Persons Acting in Concert (PAC) with them	Number of shares	Shares as a percentage of total number of shares {i.e., Grand Total (A)+(B)+(C) indicated in Statement at para (I)(a) above}	Details of warrants		Details of convertible securities		Total shares (including underlying shares assuming full conversion of warrants and convertible securities) as a % of diluted share capital
				Number of warrants	As a % total number of warrants of the same class	Number of convertible securities held	% w.r.t total number of convertible securities of the same class	
1	CYPRESS CONSULTANTS PRIVATE LIMITED	695200	13.876248	0	0.000000	0	0.000000	13.876248
2	VENKY FINANCIAL SERVICES PVT LTD	845000	16.866267	0	0.000000	0	0.000000	16.866267
<b>Total</b>		<b>1540200</b>	<b>30.742515</b>	<b>0</b>	<b>0.000000</b>	<b>0</b>	<b>0.000000</b>	<b>30.742515</b>



<b>MUDRA FINANCIAL SERVICES LTD</b>				
<b>(D)(d) Statement showing details of locked-in shares</b>				
<b>Sr. No.</b>	<b>Name of the shareholder</b>	<b>Number of locked-in shares</b>	<b>Locked-in shares as a (%) percentage of total number of shares {i.e., Grand Total (A)+(B)+(C) indicated in Statement at para (I)(a) above}</b>	<b>Promoter / Promoter Group / Public</b>
1	NIL	Nil	Nil	Public
<b>Total</b>		<b>0</b>	<b>0</b>	






**MUDRA FINANCIAL SERVICES LTD**

**(II)(a) Statement showing details of Depository Receipts (DRs)**


<b>Sr. No.</b>	<b>Type of outstanding DR (ADRs, GDRs, SDRs, etc.)</b>	<b>Number of outstanding DRs</b>	<b>Number of shares underlying outstanding DRs</b>	<b>Shares underlying outstanding DRs as a percentage of total number of shares (i.e., Grand Total (A)+(B)+(C) indicated in Statement at para (I)(a) above}</b>
1	NIL	Nil	Nil	Nil
<b>Total</b>		<b>0</b>	<b>0</b>	<b>0</b>



**MUDRA FINANCIAL SERVICES LTD**

**(II)(b) Statement showing Holding of Depository Receipts (DRs), where underlying shares held by 'promoter/promoter group' are in excess of 1% of the total number of shares**

<b>Sr. No.</b>	<b>Name of the DR Holder</b>	<b>Type of outstanding DR (ADRs, GDRs, SDRs, etc.)</b>	<b>Number of shares underlying outstanding DRs</b>	<b>Shares underlying outstanding DRs as a percentage of total number of shares {i.e., Grand Total (A)+(B)+(C) indicated in Statement at para (I)(a) above}</b>
1	NIL		Nil	Nil
<b>Total</b>		<b>0</b>	<b>0</b>	



Sr.No	Notes
1	
2	
3	
4	
5	
6	
7	
8	
9	

