



Introductory sub-table (I)(a)

Name of the Company:		MUDRA FINANCIAL SERVICES LTD	
Scrip Code, Name of the scrip, class of security:			
Quarter ended:		30/09/2014	
Partly paid-up shares:-	No. of partly paid-up shares	As a % of total no. of partly paid-up shares	As a % of total no. of shares of the company
Held by promoter/promoter group	0	NIL	0
Held by public	0	NIL	0
Total - D	NIL	NIL	NIL
Outstanding convertible securities:-	No. of outstanding securities	As a % of total no. of outstanding convertible securities	As a % of total no. of shares of the company, assuming full conversion of the convertible securities
Held by promoter/promoter group	0	NIL	NIL
Held by public	0	NIL	NIL
Total - E	NIL	NIL	NIL
Warrants:-	No. of warrants	As a % of total no. of warrants	As a % of total no. of shares of the company, assuming full conversion of warrants
Held by promoter/promoter group	0	NIL	NIL
Held by public	0	NIL	NIL
Total - F	NIL	NIL	NIL
Total paid-up capital of the company, assuming full conversion of warrants and convertible securities	5010000		




Statement Showing Shareholding Pattern

Category code	Category of Shareholder	Number of Shareholders	Table (I)(a)		Total shareholding as a percentage of total number of shares		Shares Pledged or otherwise encumbered	
			Total number of shares	Number of shares held in dematerialized form	As a percentage of(A+B) ¹	As a percentage of (A+B+C)	Number of shares	As a percentage
(A)	Shareholding of Promoter and Promoter Group²							
1	Indian							
(a)	Individuals/ Hindu Undivided Family	14	1279300	0	25.53	25.53	0	
(b)	Central Government/ State Government(s)	0	0	0	0.00	0.00	0	
(c)	Bodies Corporate	0	0	0	0.00	0.00	0	
(d)	Financial Institutions/ Banks	0	0	0	0.00	0.00	0	
(e)	Any Others(Specify)	0	0	0	0.00	0.00	0	
(e-i)	Other Individuals	0	0	0	0.00	0.00	0	
(e-ii)	Mutual Fund	0	0	0	0.00	0.00	0	
(e-iii)	Body Corp in Concert	0	0	0	0.00	0.00	0	
(e-iv)	Non Government Institutions	0	0	0	0.00	0.00	0	
	Sub Total(A)(1)	14	1279300	0	25.53	25.53	0	0.00
2	Foreign							
a	Individuals (Non-Residents Individuals/ Foreign Individuals)	0	0	0	0.00	0.00	0	
b	Bodies Corporate	0	0	0	0.00	0.00	0	
c	Institutions	0	0	0	0.00	0.00	0	
d	Any Others(Specify)	0	0	0	0.00	0.00	0	
	Sub Total(A)(2)	0	0	0	0.00	0.00	0	
	Total Shareholding of Promoter and Promoter Group (A)= (A)(1)+(A)(2)	14	1279300	0	25.53	25.53	0	0.00
(B)	Public shareholding							
1	Institutions							
(a)	Mutual Funds/ UTI	0	0	0	0.00	0.00		
(b)	Financial Institutions/ Banks	0	0	0	0.00	0.00		
(c)	Central Government/ State Government(s)	0	0	0	0.00	0.00		
(d)	Venture Capital Funds	0	0	0	0.00	0.00		
(e)	Insurance Companies	0	0	0	0.00	0.00		
(f)	Foreign Institutional Investors	0	0	0	0.00	0.00		
(g)	Foreign Venture Capital Investors	0	0	0	0.00	0.00		
	Any Other (specify)	0	0	0	0.00	0.00		
	Sub-Total (B)(1)	0	0	0	0.00	0.00		




B 2	Non-institutions							
(a)	Bodies Corporate	3	1019900	0	20.36	20.36		
(a-i)	Corporate Client Bene	0	0	0	0.00	0.00		
(a-ii)	Corporate client Margin	0	0	0	0.00	0.00		
(a-iii)	Corporate Body (Offer)	0	0	0	0.00	0.00		
(b)	Individuals				0.00	0.00		
I	Individuals -i. Individual shareholders holding nominal share capital up to Rs 1 lakh	715	396700	0	7.92	7.92		
II	ii. Individual shareholders holding nominal share capital in excess of Rs. 1 lakh	13	2314100	0	46.19	46.19		
(c)	Any Other (specify)	0	0	0	0.00	0.00		
(c-i)	NRI Individuals (Non Rep)	0	0	0	0.00	0.00		
(c-ii)	OCB	0	0	0	0.00	0.00		
(c-iii)	Foreign Bodies	0	0	0	0.00	0.00		
(c-iv)	NRI (Repatriation)	0	0	0	0.00	0.00		
	Sub-Total (B)(2)	731	3730700	0	74.47	74.47		
(B)	Total Public Shareholding (B)= (B)(1)+(B)(2)	731	3730700	0	74.47	74.47		
	TOTAL (A)+(B)	745	5010000	0	100.00	100.00		
(C)	Shares held by Custodians and against which Depository Receipts have been issued							
(1)	Promoter and Promoter Group	0	0	0		0.00		
(2)	Public	0	0	0		0.00		
	GRAND TOTAL (A)+(B)+(C)	745	5010000	0		100	0	0.00




(I)(b) **MUDRA FINANCIAL SERVICES LTD**
category "Promoter and Promoter Group"

Sr. No.	Name of the shareholder	Pan No.	Details of Shares held		Encumbered shares (*)			Details of warrants		Details of convertible securities		Total shares (including underlying shares assuming full conversion of warrants and convertible securities) as a % of diluted share capital
			Number of shares held	As a % of grand total (A)+(B)+(C)	No.	As a percentage	As a % of grand total (A)+(B)+(C) of sub-clause (I)(a)	Number of warrants held	As a % total number of warrants of the same class	Number of convertible securities held	As a % total number of convertible securities of the same class	
(i)	(ii)	(iii)	(iv)	(v)	(vi)	(vii)=(vi)/(iv)*100	(viii)	(ix)	(x)	(xi)	(xii)	(xiii)
1	AA YUSH JAIN		60000	1.197605	0	0.00	0.000000	0	0.000000	0	0.000000	1.197605
2	ANITA MAHESHWARI		140100	2.796407	0	0.00	0.000000	0	0.000000	0	0.000000	2.796407
3	ANJU MAHESHWARI		155100	3.095808	0	0.00	0.000000	0	0.000000	0	0.000000	3.095808
4	ATUL JAIN		201600	4.023952	0	0.00	0.000000	0	0.000000	0	0.000000	4.023952
5	DEEPAK MAHESHWARI		21100	0.421158	0	0.00	0.000000	0	0.000000	0	0.000000	0.421158
6	DIPEN MAHESHWARI		75000	1.497006	0	0.00	0.000000	0	0.000000	0	0.000000	1.497006
7	KUSHAL MAHESHWARI		65000	1.297405	0	0.00	0.000000	0	0.000000	0	0.000000	1.297405
8	PRABHAT MAHESHWARI		180100	3.594810	0	0.00	0.000000	0	0.000000	0	0.000000	3.594810
9	RAJRATAN DAMANI		40500	0.808383	0	0.00	0.000000	0	0.000000	0	0.000000	0.808383
10	RANJANA JAIN		121100	2.417166	0	0.00	0.000000	0	0.000000	0	0.000000	2.417166
11	RENU DAMANI		46500	0.928144	0	0.00	0.000000	0	0.000000	0	0.000000	0.928144
12	SANJEEV MAHESHWARI		172600	3.445110	0	0.00	0.000000	0	0.000000	0	0.000000	3.445110
13	USHA MAHESHWARI		100	0.001996	0	0.00	0.000000	0	0.000000	0	0.000000	0.001996
14	VIJAYA JAIN		500	0.009980	0	0.00	0.000000	0	0.000000	0	0.000000	0.009980
Total			1279300	25.534930	0	0.00	0.000000	0	0.000000	0	0.000000	25.534930



(I)(c)(i) MUDRA FINANCIAL SERVICES LTD
category "Public" and holding more than 1% of the total number of shares


Sr. No.	Name of the shareholder	Pan No.	Number of shares held	Shares as a percentage of total number of shares {i.e., Grand Total (A)+(B)+(C) indicated in Statement at para (I)(a) above}	Details of warrants		Details of convertible		Total shares (including underlying shares assuming full conversion of warrants and convertible securities) as a % of diluted share capital
					Number of warrants held	As a % total number of warrants of the same class	Number of convertible securities held	% w.r.t total number of convertible securities of the same class	
1	CYPRESS CONSULTANTS PRIVATE LIMITED		695200	13.876248	0	0.000000	0	0.000000	13.876248
2	FLASH SECURITIES PRIVATE LIMITED		191000	3.812375	0	0.000000	0	0.000000	3.812375
3	BOMEM INSTRUMENT PVT LTD		133700	2.668663	0	0.000000	0	0.000000	2.668663
4	SURESH VITHOBA BHUJBAL		160500	3.203593	0	0.000000	0	0.000000	3.203593
5	SUNIL KUNTE		170500	3.403194	0	0.000000	0	0.000000	3.403194
6	YASHWANT NATE		185500	3.702595	0	0.000000	0	0.000000	3.702595
7	CHANDRAMANI MISHRA		98000	1.956088	0	0.000000	0	0.000000	1.956088
8	BISWANATH SARKAR		226200	4.51497	0	0.000000	0	0.000000	4.514970
9	INDU MAHESHWARI		238000	4.750499	0	0.000000	0	0.000000	4.750499
10	VIPUL MAHESHWARI		205500	4.101796	0	0.000000	0	0.000000	4.101796
11	MAHENDRA KUMAR SINGH		74400	1.48503	0	0.000000	0	0.000000	1.485030
12	KISAN NIVRUTI PATIL		231400	4.618762	0	0.000000	0	0.000000	4.618762
13	DARSHINI DUBE		240000	4.790419	0	0.000000	0	0.000000	4.790419
14	NILESH SHIGWAN		205000	4.091816	0	0.000000	0	0.000000	4.091816
15	RAMA DUBE		241100	4.812375	0	0.000000	0	0.000000	4.812375
Total			3296000	65.788423	0	0.000000	0	0.000000	65.788423



(I)(c)(ii) MUDRA FINANCIAL SERVICES LTD

PAC) belonging to the category "Public" and holding more than 5% of the total number of shares of the company


Sr. No.	Name(s) of the shareholder(s) and the Persons Acting in Concert (PAC) with them	Pan No.	Number of shares	Shares as a percentage of total number of shares {i.e., Grand Total (A)+(B)+(C) indicated in Statement at para (I)(a) above}	Details of warrants		Details of convertible securities		Total shares (including underlying shares assuming full conversion of warrants and convertible securities) as a % of diluted share capital
					Number of warrants	As a % total number of warrants of the same class	Number of convertible securities held	% w.r.t total number of convertible securities of the same class	
1	CYPRESS CONSULTANTS PRIVATE LIMITED		695200	13.876248	0	0.000000	0	0.000000	13.876248
Total			695200	13.876248	0	0.000000	0	0.000000	13.876248



MUDRA FINANCIAL SERVICES LTD

(I)(d) Statement showing details of locked-in shares


Sr. No.	Name of the shareholder	Pan No.	Number of locked-in shares	Locked-in shares as a (%) percentage of total number of shares {i.e., Grand Total (A)+(B)+(C) indicated in Statement at para (I)(a) above}	Promoter / Promoter Group / Public
1	NIL		Nil	Nil	Public
Total			0	0	



MUDRA FINANCIAL SERVICES LTD

(II)(a) Statement showing details of Depository Receipts (DRs)

Sr. No.	Type of outstanding DR (ADRs, GDRs, SDRs, etc.)	Number of outstanding DRs	Number of shares underlying outstanding DRs	Shares underlying outstanding DRs as a percentage of total number of shares {i.e., Grand Total (A)+(B)+(C) indicated in Statement at para (I)(a) above}
1	NIL	Nil	Nil	Nil
Total		0	0	0



MUDRA FINANCIAL SERVICES LTD

(II)(b) Statement showing Holding of Depository Receipts (DRs), where underlying shares held by 'promoter/promoter group' are in excess of 1% of the total number of shares

Sr. No.	Name of the DR Holder	Type of outstanding DR (ADRs, GDRs, SDRs, etc.)	Number of shares underlying outstanding DRs	Shares underlying outstanding DRs as a percentage of total number of shares {i.e., Grand Total (A)+(B)+(C) indicated in Statement at para (I)(a) above}
1	NIL		Nil	Nil
Total		0	0	

