



## Introductory sub-table (I)(a)

<b>Name of the Company:</b> MUDRA FINANCIAL SERVICES LTD			
<b>Scrip Code, Name of the scrip, class of security:</b>			
Quarter ended: 31/03/2014			
<b>Partly paid-up shares:-</b>	<b>No. of partly paid-up shares</b>	<b>As a % of total no. of partly paid-up shares</b>	<b>As a % of total no. of shares of the company</b>
Held by promoter/promoter group	0	NIL	0
Held by public	0	NIL	0
<b>Total - D</b>	<b>NIL</b>	<b>NIL</b>	<b>NIL</b>
<b>Outstanding convertible securities:-</b>	<b>No. of outstanding securities</b>	<b>As a % of total no. of outstanding convertible securities</b>	<b>As a % of total no. of shares of the company, assuming full conversion of the convertible securities</b>
Held by promoter/promoter group	0	NIL	NIL
Held by public	0	NIL	NIL
<b>Total - E</b>	<b>NIL</b>	<b>NIL</b>	<b>NIL</b>
<b>Warrants:-</b>	<b>No. of warrants</b>	<b>As a % of total no. of warrants</b>	<b>As a % of total no. of shares of the company, assuming full conversion of warrants</b>
Held by promoter/promoter group	0	NIL	NIL
Held by public	0	NIL	NIL
<b>Total - F</b>	<b>NIL</b>	<b>NIL</b>	<b>NIL</b>
<b>Total paid-up capital of the company, assuming full conversion of warrants and convertible securities</b>	<b>5010000</b>		




**Statement Showing Shareholding Pattern**

Category code	Category of Shareholder	Number of Shareholders	Table (I)(a)			Total shareholding as a percentage of total number of shares		Shares Pledged or otherwise encumbered	
			Total number of shares	Number of shares held in dematerialized form	As a percentage of(A+B) <sup>1</sup>	As a percentage of (A+B+C)	Number of shares	As a percentage	
<b>(A)</b>	<b>Shareholding of Promoter and Promoter Group<sup>2</sup></b>								
<b>1</b>	<b>Indian</b>								
(a)	Individuals/ Hindu Undivided Family	15	1353700	0	27.02	27.02	0		
(b)	Central Government/ State Government(s)	0	0	0	0.00	0.00	0		
(c)	Bodies Corporate	0	0	0	0.00	0.00	0		
(d)	Financial Institutions/ Banks	0	0	0	0.00	0.00	0		
(e)	Any Others(Specify)	0	0	0	0.00	0.00	0		
(e-i)	Other Individuals	0	0	0	0.00	0.00	0		
(e-ii)	Mutual Fund	0	0	0	0.00	0.00	0		
(e-iii)	Body Corp in Concert	0	0	0	0.00	0.00	0		
(e-iv)	Non Government Institutions	0	0	0	0.00	0.00	0		
	<b>Sub Total(A)(1)</b>	<b>15</b>	<b>1353700</b>	<b>0</b>	<b>27.02</b>	<b>27.02</b>	<b>0</b>		<b>0.00</b>
<b>2</b>	<b>Foreign</b>								
a	Individuals (Non-Residents Individuals/ Foreign Individuals)	0	0	0	0.00	0.00	0		
b	Bodies Corporate	0	0	0	0.00	0.00	0		
c	Institutions	0	0	0	0.00	0.00	0		
d	Any Others(Specify)	0	0	0	0.00	0.00	0		
	<b>Sub Total(A)(2)</b>	<b>0</b>	<b>0</b>	<b>0</b>	<b>0.00</b>	<b>0.00</b>	<b>0</b>		
	<b>Total Shareholding of Promoter and Promoter Group (A)= (A)(1)+(A)(2)</b>	<b>15</b>	<b>1353700</b>	<b>0</b>	<b>27.02</b>	<b>27.02</b>	<b>0</b>		<b>0.00</b>
<b>(B)</b>	<b>Public shareholding</b>								
<b>1</b>	<b>Institutions</b>								
(a)	Mutual Funds/ UTI	0	0	0	0.00	0.00			
(b)	Financial Institutions/ Banks	0	0	0	0.00	0.00			
(c)	Central Government/ State Government(s)	0	0	0	0.00	0.00			
(d)	Venture Capital Funds	0	0	0	0.00	0.00			
(e)	Insurance Companies	0	0	0	0.00	0.00			
(f)	Foreign Institutional Investors	0	0	0	0.00	0.00			
(g)	Foreign Venture Capital Investors	0	0	0	0.00	0.00			
(h)	Any Other (specify)	0	0	0	0.00	0.00			
	<b>Sub-Total (B)(1)</b>	<b>0</b>	<b>0</b>	<b>0</b>	<b>0.00</b>	<b>0.00</b>			




<b>B 2</b>	<b>Non-institutions</b>							
(a)	Bodies Corporate	3	1019900	0	20.36	20.36		
(a-i)	Corporate Client Bene	0	0	0	0.00	0.00		
(a-ii)	Corporate client Margin	0	0	0	0.00	0.00		
(a-iii)	Corporate Body (Offer)	0	0	0	0.00	0.00		
(b)	Individuals				0.00	0.00		
I	Individuals -i. Individual shareholders holding nominal share capital up to Rs 1 lakh	715	396700	0	7.92	7.92		
II	ii. Individual shareholders holding nominal share capital in excess of Rs. 1 lakh	12	2239700	0	44.70	44.70		
(c)	Any Other (specify)	0	0	0	0.00	0.00		
(c-i)	NRI Individuals (Non Rep)	0	0	0	0.00	0.00		
(c-ii)	OCB	0	0	0	0.00	0.00		
(c-iii)	Foreign Bodies	0	0	0	0.00	0.00		
(c-iv)	NRI (Repatriation)	0	0	0	0.00	0.00		
	<b>Sub-Total (B)(2)</b>	<b>730</b>	<b>3656300</b>	<b>0</b>	<b>72.98</b>	<b>72.98</b>		
<b>(B)</b>	<b>Total Public Shareholding (B)= (B)(1)+(B)(2)</b>	<b>730</b>	<b>3656300</b>	<b>0</b>	<b>72.98</b>	<b>72.98</b>		
	<b>TOTAL (A)+(B)</b>	<b>745</b>	<b>5010000</b>	<b>0</b>	<b>100.00</b>	<b>100.00</b>		
(C)	Shares held by Custodians and against which Depository Receipts have been issued							
(1)	Promoter and Promoter Group	0	0	0		0.00		
(2)	Public	0	0	0		0.00		
	<b>GRAND TOTAL (A)+(B)+(C)</b>	<b>745</b>	<b>5010000</b>	<b>0</b>		<b>100</b>	<b>0</b>	<b>0.00</b>



(I)(b) **MUDRA FINANCIAL SERVICES LTD**  
category "Promoter and Promoter Group"

Sr.	Name of the shareholder	Pan No.	Details of Shares held		Encumbered shares (*)			Details of warrants		Details of convertible securities		Total shares (including underlying shares assuming full conversion of warrants and convertible securities) as a % of diluted share capital
			Number of shares held	As a % of grand total (A) +(B) + (C )	No.	As a percentage	As a % of grand total (A)+(B)+(C) of sub-clause I(a )	Number of warrants held	As a % total number of warrants of the same class	Number of convertible securities held	As a % total number of convertible securities of the same class	
No.			(iv)	(v)	(vi)	(vii)=(vi)/(iv)*100	(viii)	(ix)	(x)	(xi)	(xii)	(xiii)
1	AA YUSH JAIN		60000	1.197605	0	0.00	0.000000	0	0.000000	0	0.000000	1.197605
2	ANITA MAHESHWARI		140100	2.796407	0	0.00	0.000000	0	0.000000	0	0.000000	2.796407
3	ANJU MAHESHWARI		155100	3.095808	0	0.00	0.000000	0	0.000000	0	0.000000	3.095808
4	ATUL JAIN		201600	4.023952	0	0.00	0.000000	0	0.000000	0	0.000000	4.023952
5	DEEPAK MAHESHWARI		21100	0.421158	0	0.00	0.000000	0	0.000000	0	0.000000	0.421158
6	DIPEN MAHESHWARI		75000	1.497006	0	0.00	0.000000	0	0.000000	0	0.000000	1.497006
7	KUSHAL MAHESHWARI		65000	1.297405	0	0.00	0.000000	0	0.000000	0	0.000000	1.297405
8	MAHENDRA KUMAR SINGH		74400	1.485030	0	0.00	0.000000	0	0.000000	0	0.000000	1.485030
9	PRABHAT MAHESHWARI		180100	3.594810	0	0.00	0.000000	0	0.000000	0	0.000000	3.594810
10	RAJRATAN DAMANI		40500	0.808383	0	0.00	0.000000	0	0.000000	0	0.000000	0.808383
11	RANJANA JAIN		121100	2.417166	0	0.00	0.000000	0	0.000000	0	0.000000	2.417166
12	RENU DAMANI		46500	0.928144	0	0.00	0.000000	0	0.000000	0	0.000000	0.928144
13	SANJEEV MAHESHWARI		172600	3.445110	0	0.00	0.000000	0	0.000000	0	0.000000	3.445110
14	USHA MAHESHWARI		100	0.001996	0	0.00	0.000000	0	0.000000	0	0.000000	0.001996
15	VIJAYA JAIN		500	0.009980	0	0.00	0.000000	0	0.000000	0	0.000000	0.009980
<b>Total</b>			<b>1353700</b>	<b>27.019960</b>	<b>0</b>	<b>0.00</b>	<b>0.000000</b>	<b>0</b>	<b>0.000000</b>	<b>0</b>	<b>0.000000</b>	<b>27.019960</b>



**(I)(c)(i) MUDRA FINANCIAL SERVICES LTD**

category "Public" and holding more than 1% of the total number of shares


Sr. No.	Name of the shareholder	Pan No.	Number of shares held	Shares as a percentage of total number of shares {i.e., Grand Total (A)+(B)+(C) indicated in Statement at para (I)(a) above}	Details of warrants		Details of convertible		Total shares (including underlying shares assuming full conversion of warrants and convertible securities) as a % of diluted share capital
					Number of warrants held	As a % total number of warrants of the same class	Number of convertible securities held	% w.r.t total number of convertible securities of the same class	
1	CYPRESS CONSULTANTS PRIVATE LIMITED		695200	13.876248	0	0.000000	0	0.000000	13.876248
2	FLASH SECURITIES PRIVATE LIMITED		191000	3.812375	0	0.000000	0	0.000000	3.812375
3	BOMEM INSTRUMENT PVT LTD		133700	2.668663	0	0.000000	0	0.000000	2.668663
4	SURESH VITHOBA BHUJBAL		160500	3.203593	0	0.000000	0	0.000000	3.203593
5	SUNIL KUNTE		170500	3.403194	0	0.000000	0	0.000000	3.403194
6	YASHWANT NATE		185500	3.702595	0	0.000000	0	0.000000	3.702595
7	CHANDRAMANI MISHRA		98000	1.956088	0	0.000000	0	0.000000	1.956088
8	BISWANATH SARKAR		226200	4.51497	0	0.000000	0	0.000000	4.514970
9	INDU MAHESHWARI		238000	4.750499	0	0.000000	0	0.000000	4.750499
10	VIPUL MAHESHWARI		205500	4.101796	0	0.000000	0	0.000000	4.101796
11	KISAN NIVRUTI PATIL		231400	4.618762	0	0.000000	0	0.000000	4.618762
12	DARSHINI DUBE		240000	4.790419	0	0.000000	0	0.000000	4.790419
13	NILESH SHIGWAN		205000	4.091816	0	0.000000	0	0.000000	4.091816
14	RAMA DUBE		241100	4.812375	0	0.000000	0	0.000000	4.812375
<b>Total</b>			<b>3221600</b>	<b>64.303393</b>	<b>0</b>	<b>0.000000</b>	<b>0</b>	<b>0.000000</b>	<b>64.303393</b>



**(I)(c)(ii) MUDRA FINANCIAL SERVICES LTD**

**PAC) belonging to the category "Public" and holding more than 5% of the total number of shares of the company**


Sr. No.	Name(s) of the shareholder(s) and the Persons Acting in Concert (PAC) with them	Pan No.	Number of shares	Shares as a percentage of total number of shares {i.e., Grand Total (A)+(B)+(C) indicated in Statement at para (I)(a) above}	Details of warrants		Details of convertible securities		Total shares (including underlying shares assuming full conversion of warrants and convertible securities) as a % of diluted share capital
					Number of warrants	As a % total number of warrants of the same class	Number of convertible securities held	% w.r.t total number of convertible securities of the same class	
1	CYPRESS CONSULTANTS PRIVATE LIMITED		695200	13.876248	0	0.000000	0	0.000000	13.876248
<b>Total</b>			<b>695200</b>	<b>13.876248</b>	<b>0</b>	<b>0.000000</b>	<b>0</b>	<b>0.000000</b>	<b>13.876248</b>



**MUDRA FINANCIAL SERVICES LTD**

**(I)(d) Statement showing details of locked-in shares**


Sr. No.	Name of the shareholder	Pan No.	Number of locked-in shares	Locked-in shares as a (%) percentage of total number of shares {i.e., Grand Total (A)+(B)+(C) indicated in Statement at para (I)(a) above}	Promoter / Promoter Group / Public
1	NIL		Nil	Nil	Public
<b>Total</b>			<b>0</b>	<b>0</b>	



**MUDRA FINANCIAL SERVICES LTD**

**(II)(a) Statement showing details of Depository Receipts (DRs)**

Sr. No.	Type of outstanding DR (ADRs, GDRs, SDRs, etc.)	Number of outstanding DRs	Number of shares underlying outstanding DRs	Shares underlying outstanding DRs as a percentage of total number of shares {i.e., Grand Total (A)+(B)+(C) indicated in Statement at para (I)(a) above}
1	NIL	Nil	Nil	Nil
<b>Total</b>		<b>0</b>	<b>0</b>	<b>0</b>





**MUDRA FINANCIAL SERVICES LTD**

**(II)(b) Statement showing Holding of Depository Receipts (DRs), where underlying shares held by 'promoter/promoter group' are in excess of 1% of the total number of shares**

Sr. No.	Name of the DR Holder	Type of outstanding DR (ADRs, GDRs, SDRs, etc.)	Number of shares underlying outstanding DRs	Shares underlying outstanding DRs as a percentage of total number of shares {i.e., Grand Total (A)+(B)+(C) indicated in Statement at para (I)(a) above}
1	NIL		Nil	Nil
<b>Total</b>			<b>0</b>	<b>0</b>

