



Introductory sub-table (I)(a)

Name of the Company:		MUDRA FINANCIAL SERVICES LTD	
Scrip Code, Name of the scrip, class of security:			
Quarter ended:		30/03/2013	
Partly paid-up shares:-	No. of partly paid-up shares	As a % of total no. of partly paid-up shares	As a % of total no. of shares of the company
Held by promoter/promoter group	0	NIL	0
Held by public	0	NIL	0
Total	NIL	NIL	NIL
Outstanding convertible securities:-	No. of outstanding securities	As a % of total no. of outstanding convertible securities	As a % of total no. of shares of the company, assuming full conversion of the convertible securities
Held by promoter/promoter group	0	NIL	NIL
Held by public	0	NIL	NIL
Total	NIL	NIL	NIL
Warrants:-	No. of warrants	As a % of total no. of warrants	As a % of total no. of shares of the company, assuming full conversion of warrants
Held by promoter/promoter group	0	NIL	NIL
Held by public	0	NIL	NIL
Total	NIL	NIL	NIL
Total paid-up capital of the company, assuming full conversion of warrants and convertible securities	5010000		




Statement Showing Shareholding Pattern

Category code	Category of Shareholder	Number of Shareholders	Table (I)(a)		Total shareholding as a percentage of total number of shares		Shares Pledged or otherwise encumbered	
			Total number of shares	Number of shares held in dematerialized form	As a percentage of (A+B) ¹	As a percentage of (A+B+C)	Number of shares	As a percentage
(A)	Shareholding of Promoter and Promoter Group²							
1	Indian							
(a)	Individuals/ Hindu Undivided Family	13	862200	0	17.21	17.21	0	0
(b)	Central Government/ State Government(s)	0	0	0	0.00	0.00	0	0
(c)	Bodies Corporate	0	0	0	0.00	0.00	0	0
(d)	Financial Institutions/ Banks	0	0	0	0.00	0.00	0	0
(e)	Any Others(Specify)	0	0	0	0.00	0.00	0	0
(e-i)								
(e-ii)								
	Sub Total(A)(1)	13	862200	0	17.21	17.21	0	0.00
2	Foreign							
a	Individuals (Non-Residents Individuals/ Foreign Individuals)	0	0	0	0.00	0.00	0	0
b	Bodies Corporate	0	0	0	0.00	0.00	0	0
c	Institutions	0	0	0	0.00	0.00	0	0
d	Qualified Foreign Investor							
e	Any Others(Specify)	0	0	0	0.00	0.00	0	0
e - i								
e - ii								
	Sub Total(A)(2)	0	0	0	0.00	0.00	0	0.00
	Total Shareholding of Promoter and Promoter Group (A)= (A)(1)+(A)(2)	13	862200	0	17.21	17.21	0	0.00



(B)	Public shareholding								
1	Institutions								
(a)	Mutual Funds/ UTI	0	0	0	0.00	0.00	0.00	0.00	0.00
(b)	Financial Institutions / Banks	0	0	0	0.00	0.00	0.00	0.00	0.00
(c)	Central Government/ State Government(s)	0	0	0	0.00	0.00	0.00	0.00	0.00
(d)	Venture Capital Funds	0	0	0	0.00	0.00	0.00	0.00	0.00
(e)	Insurance Companies	0	0	0	0.00	0.00	0.00	0.00	0.00
(f)	Foreign Institutional Investors	0	0	0	0.00	0.00	0.00	0.00	0.00
(g)	Foreign Venture Capital Investors	0	0	0	0.00	0.00	0.00	0.00	0.00
(h)	Qualified Foreign Investor	0	0	0	0.00	0.00	0	0.00	0.00
(i)	Any Other (specify)	0	0	0	0.00	0.00	0	0.00	0.00
	Sub-Total (B)(1)	0	0	0	0.00	0.00	0	0.00	0.00
B 2	Non-institutions								
(a)	Bodies Corporate	4	1864900	0	37.22	37.22	0	0.00	0.00
(b)	Individuals				0.00	0.00	0.00	0.00	0.00
I	Individuals -i. Individual shareholders holding nominal share capital up to Rs 1 lakh	718	399200	0	7.97	7.97	0.00	0.00	0.00
II	ii. Individual shareholders holding nominal share capital in excess of Rs. 1 lakh.	13	1883700	0	37.60	37.60	0.00	0.00	0.00
(c)	Qualified Foreign Investor	0	0	0	0.00	0.00	0.00	0.00	0.00
(d)	Any Other (specify)	0	0	0	0.00	0.00	0.00	0.00	0.00
(d-i)									
(d-ii)									
	Sub-Total (B)(2)	735	4147800	0	82.79	82.79	0	0.00	0.00
(B)	Total Public Shareholding (B)= (B)(1)+(B)(2)	735	4147800	0	82.79	82.79	0	0.00	0.00
	TOTAL (A)+(B)	748	5010000	0	100.00	100.00	0	0.00	0.00
(C)	Shares held by Custodians and against which Depository Receipts have been issued								
(1)	Promoter and Promoter Group	0	0	0	0	0.00	0	0.00	0.00
(2)	Public	0	0	0	0	0.00	0	0.00	0.00
	Sub-Total (C)	0	0	0	0.00	0.00	0	0.00	0.00
	GRAND TOTAL (A)+(B)+(C)	748	5010000	0	100	100	0	0.00	0.00



(1)(b) MUDRA FINANCIAL SERVICES LTD

Statement showing holding of securities (including shares, warrants, convertible securities)
of persons belonging to the category "Promoter and Promoter Group"

Sr. No.	Name of the shareholder	Details of Shares held		Encumbered shares (*)			Details of warrants		Details of convertible securities		Total shares (including underlying shares assuming full conversion of warrants and convertible securities) as a % of diluted share capital
		Number of shares held	As a % of grand total (A)+(B)+(C)	No.	As a percentage	As a % of grand total (A)+(B)+(C) of sub-clause (I)(a)	Number of warrants held	As a % total number of warrants of the same class	Number of convertible securities held	As a % total number of convertible securities of the same class	
(I)	(II)	(III)	(IV)	(V)	(VI)=(V)/(III)*100	(VII)	(VIII)	(IX)	(X)	(XI)	(XII)
1	ANITA MAHESHWARI	85100	1.698603	0	0.00	0.000000	0	0.000000	0	0.000000	1.698603
2	ANJU MAHESHWARI	90100	1.798403	0	0.00	0.000000	0	0.000000	0	0.000000	1.798403
3	ATUL JAIN	151600	3.025948	0	0.00	0.000000	0	0.000000	0	0.000000	3.025948
4	DEEPAK MAHESHWARI	21100	0.421158	0	0.00	0.000000	0	0.000000	0	0.000000	0.421158
5	DIPEN MAHESHWARI	35000	0.698603	0	0.00	0.000000	0	0.000000	0	0.000000	0.698603
6	MAHENDRA KUMAR SINGH	74400	1.485030	0	0.00	0.000000	0	0.000000	0	0.000000	1.485030
7	PRABHAT MAHESHWARI	130100	2.596806	0	0.00	0.000000	0	0.000000	0	0.000000	2.596806
8	RANJANA JAIN	66100	1.319361	0	0.00	0.000000	0	0.000000	0	0.000000	1.319361
9	RENU DAMANI	46000	0.918164	0	0.00	0.000000	0	0.000000	0	0.000000	0.918164
10	SANJEEV MAHESHWARI	122600	2.447106	0	0.00	0.000000	0	0.000000	0	0.000000	2.447106
11	KRISHNA GOPAL MAHESHWARI	100	0.001996	0	0.00	0.000000	0	0.000000	0	0.000000	0.001996
12	KUSHAL MAHESHWARI	30000	0.598802	0	0.00	0.000000	0	0.000000	0	0.000000	0.598802
13	AAYUSH JAIN	10000	0.199600	0	0.00	0.000000	0	0.000000	0	0.000000	0.199600
Total		862200	17.209580	0	0.00	0.000000	0	0.000000	0	0.000000	17.209580


(*) The term "encumbrance" has the same meaning as assigned to it in regulation 28(3) of the SAST Regulations, 2011



(I)(c)(i) **MUDRA FINANCIAL SERVICES LTD**

Statement showing holding of securities (including shares, warrants, convertible securities) of persons belonging to the category "Public" and holding more than 1% of the total number of shares

Sr. No.	Name of the shareholder	Number of shares held	Shares as a percentage of total number of shares {i.e., Grand Total (A)+(B)+(C) indicated in Statement at para (I)(a) above}	Details of warrants		Details of convertible		Total shares (including underlying shares assuming full conversion of warrants and convertible securities) as a % of diluted share capital
				Number of warrants held	As a % total number of warrants of the same class	Number of convertible securities held	% w.r.t total number of convertible securities of the same class	
1	CYPRESS CONSULTANTS PRIVATE LIMITED	695200	13.876248	0	0.000000	0	0.000000	13.876248
2	VENKY FINANCIAL SERVICES PVT LTD	845000	16.866267	0	0.000000	0	0.000000	16.866267
3	FLASH SECURITIES PRIVATE LIMITED	191000	3.812375	0	0.000000	0	0.000000	3.812375
4	BOMEM INSTRUMENT PVT LTD	133700	2.668663	0	0.000000	0	0.000000	2.668663
5	SURESH VITHOBA BHUJBAL	160500	3.203593	0	0.000000	0	0.000000	3.203593
6	SUNIL KUNTE	170500	3.403194	0	0.000000	0	0.000000	3.403194
7	YASHWANT NATE	185500	3.702595	0	0.000000	0	0.000000	3.702595
8	CHANDRAMANI MISHRA	98000	1.956088	0	0.000000	0	0.000000	1.956088
9	BISWANATH SARKAR	149700	2.988024	0	0.000000	0	0.000000	2.988024
10	INDU MAHESHWARI	187500	3.742515	0	0.000000	0	0.000000	3.742515
11	VIPUL MAHESHWARI	205500	4.101796	0	0.000000	0	0.000000	4.101796
12	KISAN PATIL	156400	3.121756	0	0.000000	0	0.000000	3.121756
13	DARSHINI DUBE	180000	3.592814	0	0.000000	0	0.000000	3.592814
14	NILESH SHIGWAN	160500	3.203593	0	0.000000	0	0.000000	3.203593
15	RAMA DUBE	191600	3.824351	0	0.000000	0	0.000000	3.824351
Total		3710600	74.063872	0	0.000000	0	0.000000	74.063872



(I)(c)(ii) **MUDRA FINANCIAL SERVICES LTD**

Statement showing holding of securities (including shares, warrants, convertible securities) of persons (together with PAC) belonging to the category "Public" and holding more than 5% of the total number of shares of the company

Sr. No.	Name(s) of the shareholder(s) and the Persons Acting in Concert (PAC) with them	Number of shares	Shares as a percentage of total number of shares {i.e., Grand Total (A)+(B)+(C) indicated in Statement at para (I)(a) above}	Details of warrants		Details of convertible securities		Total shares (including underlying shares assuming full conversion of warrants and convertible securities) as a % of diluted share capital
				Number of warrants	As a % total number of warrants of the same class	Number of convertible securities held	% w.r.t total number of convertible securities of the same class	
1	CYPRESS CONSULTANTS PRIVATE LIMITED	695200	13.876248	0	0.000000	0	0.000000	13.876248
2	VENKY FINANCIAL SERVICES PVT LTD	845000	16.866267	0	0.000000	0	0.000000	16.866267
Total		1540200	30.742515	0	0.000000	0	0.000000	30.742515



MUDRA FINANCIAL SERVICES LTD

(I)(d) Statement showing details of locked-in shares


Sr. No.	Name of the shareholder	Number of locked-in shares	Locked-in shares as a (%) percentage of total number of shares {i.e., Grand Total (A)+(B)+(C) indicated in Statement at para (I)(a) above}	Promoter / Promoter Group / Public
1	NIL	Nil	Nil	
Total		0	0	



MUDRA FINANCIAL SERVICES LTD

(II)(a) Statement showing details of Depository Receipts (DRs)


Sr. No.	Type of outstanding DR (ADRs, GDRs, SDRs, etc.)	Number of outstanding DRs	Number of shares underlying outstanding DRs	Shares underlying outstanding DRs as a percentage of total number of shares {i.e., Grand Total (A)+(B)+(C) indicated in Statement at para (I)(a) above}
1	NIL	Nil	Nil	Nil
Total		0	0	0



MUDRA FINANCIAL SERVICES LTD

(II)(b) Statement showing Holding of Depository Receipts (DRs), where underlying shares held by 'promoter/promoter group' are in excess of 1% of the total number of shares

Sr. No.	Name of the DR Holder	Type of outstanding DR (ADRs, GDRs, SDRs, etc.)	Number of shares underlying outstanding DRs	Shares underlying outstanding DRs as a percentage of total number of shares {i.e., Grand Total (A)+(B)+(C) indicated in Statement at para (I)(a) above}
1	NIL		Nil	Nil
Total		0	0	



Sr.No	Notes
1	
2	
3	
4	
5	
6	
7	
8	
9	

