



## Introductory sub-table (I)(a)

<b>Name of the Company:</b>		<b>MUDRA FINANCIAL SERVICES LTD</b>	
<b>Scrip Code, Name of the scrip, class of security:</b>			
<b>Quarter ended:</b>		<b>30/06/2012</b>	
<b>Partly paid-up shares:-</b>	<b>No. of partly paid-up shares</b>	<b>As a % of total no. of partly paid-up shares</b>	<b>As a % of total no. of shares of the company</b>
Held by promoter/promoter group	0	NIL	0
Held by public	0	NIL	0
<b>Total - D</b>	<b>NIL</b>	<b>NIL</b>	<b>NIL</b>
<b>Outstanding convertible securities:-</b>	<b>No. of outstanding securities</b>	<b>As a % of total no. of outstanding convertible securities</b>	<b>As a % of total no. of shares of the company, assuming full conversion of the convertible securities</b>
Held by promoter/promoter group	0	NIL	NIL
Held by public	0	NIL	NIL
<b>Total - E</b>	<b>NIL</b>	<b>NIL</b>	<b>NIL</b>
<b>Warrants:-</b>	<b>No. of warrants</b>	<b>As a % of total no. of warrants</b>	<b>As a % of total no. of shares of the company, assuming full conversion of warrants</b>
Held by promoter/promoter group	0	NIL	NIL
Held by public	0	NIL	NIL
<b>Total - F</b>	<b>NIL</b>	<b>NIL</b>	<b>NIL</b>
<b>Total paid-up capital of the company, assuming full conversion of warrants and convertible securities</b>	<b>5010000</b>		




**Statement Showing Shareholding Pattern**

Table (I)(a)								
Category code	Category of Shareholder	Number of Shareholders	Total number of shares	Number of shares held in dematerialized form	Total shareholding as a percentage of total number of shares		Shares Pledged or otherwise encumbered	
					As a percentage of(A+B) <sup>1</sup>	As a percentage of (A+B+C)	Number of shares	As a percentage
<b>(A)</b>	<b>Shareholding of Promoter and Promoter Group<sup>2</sup></b>							
<b>1</b>	<b>Indian</b>							
(a)	Individuals/ Hindu Undivided Family	13	862200	0	17.21	17.21	0	0
(b)	Central Government/ State Government(s)	0	0	0	0.00	0.00	0	0
(c)	Bodies Corporate	0	0	0	0.00	0.00	0	0
(d)	Financial Institutions/ Banks	0	0	0	0.00	0.00	0	0
(e)	Any Others(Specify)	0	0	0	0.00	0.00	0	0
(e - i)								
(e - ii)								
	<b>Sub Total(A)(1)</b>	<b>13</b>	<b>862200</b>	<b>0</b>	<b>17.21</b>	<b>17.21</b>	<b>0</b>	<b>0.00</b>
<b>2</b>	<b>Foreign</b>							
a	Individuals (Non-Residents Individuals/ Foreign Individuals)	0	0	0	0.00	0.00	0	0
b	Bodies Corporate	0	0	0	0.00	0.00	0	0
c	Institutions	0	0	0	0.00	0.00	0	0
d	Qualified foreign Investor	0	0	0	0.00	0.00	0	0
e	Any Others(Specify)	0	0	0	0.00	0.00	0	0
(e - i)								
(e - ii)								
	<b>Sub Total(A)(2)</b>	<b>0</b>	<b>0</b>	<b>0</b>	<b>0.00</b>	<b>0.00</b>	<b>0</b>	<b>0.00</b>
	<b>Total Shareholding of Promoter and Promoter Group (A)=(A)(1)+(A)(2)</b>	<b>13</b>	<b>862200</b>	<b>0</b>	<b>17.21</b>	<b>17.21</b>	<b>0</b>	<b>0.00</b>
<b>(B)</b>	<b>Public shareholding</b>							
<b>1</b>	<b>Institutions</b>							
(a)	Mutual Funds/ UTI	0	0	0	0.00	0.00	0.00	0.00
(b)	Financial Institutions / Banks	0	0	0	0.00	0.00	0.00	0.00
(c)	Central Government/ State Government(s)	0	0	0	0.00	0.00	0.00	0.00
(d)	Venture Capital Funds	0	0	0	0.00	0.00	0.00	0.00
(e)	Insurance Companies	0	0	0	0.00	0.00	0.00	0.00
(f)	Foreign Institutional Investors	0	0	0	0.00	0.00	0.00	0.00
(g)	Foreign Venture Capital Investors	0	0	0	0.00	0.00	0.00	0.00
(h)	Qualified foreign Investor	0	0	0	0.00	0.00	0.00	0.00
(i)	Any Other (specify)	0	0	0	0.00	0.00	0.00	0.00
(i-i)								
(i-ii)								
	<b>Sub-Total (B)(1)</b>	<b>0</b>	<b>0</b>	<b>0</b>	<b>0.00</b>	<b>0.00</b>	<b>0</b>	<b>0.00</b>



<b>B 2</b>	<b>Non-institutions</b>							
(a)	Bodies Corporate	4	1864900	0	37.22	37.22	0.00	0.00
(b)	Individuals							
I	Individuals -i. Individual shareholders holding nominal share capital up to Rs 1 lakh	718	399200	0	7.97	7.97	0.00	0.00
II	ii. Individual shareholders holding nominal share capital in excess of Rs. 1 lakh.	13	1883700	0	37.60	37.60	0.00	0.00
(c)	Qualified Foreign Investor	0	0	0	0.00	0.00	0.00	0.00
(d)	Any Other (specify)	0	0	0	0.00	0.00	0.00	0.00
(d-i)								
(d-ii)								
	<b>Sub-Total (B)(2)</b>	<b>735</b>	<b>4147800</b>	<b>0</b>	<b>82.79</b>	<b>82.79</b>	<b>0</b>	<b>0.00</b>
<b>(B)</b>	<b>Total Public Shareholding (B)= (B)(1)+(B)(2)</b>	<b>735</b>	<b>4147800</b>	<b>0</b>	<b>82.79</b>	<b>82.79</b>	<b>0</b>	<b>0.00</b>
	<b>TOTAL (A)+(B)</b>	<b>748</b>	<b>5010000</b>	<b>0</b>	<b>100.00</b>	<b>100.00</b>	<b>0</b>	<b>0.00</b>
<b>(C)</b>	<b>Shares held by Custodians and against which Depository Receipts have been issued</b>							
(1)	Promoter and Promoter Group	0	0	0	0	0.00	0	0.00
(2)	Public	0	0	0	0	0.00	0	0.00
	<b>Sub-Total (C)</b>	<b>0</b>	<b>0</b>	<b>0</b>	<b>0.00</b>	<b>0.00</b>	<b>0</b>	<b>0.00</b>
	<b>GRAND TOTAL (A)+(B)+(C)</b>	<b>748</b>	<b>5010000</b>	<b>0</b>	<b>100</b>	<b>100</b>	<b>0</b>	<b>0.00</b>



**(I)(b) MUDRA FINANCIAL SERVICES LTD****Statement showing holding of securities (including shares, warrants, convertible securities) of persons belonging to the category "Promoter and Promoter Group"**

Sr. No.	Name of the shareholder	Details of Shares held		Encumbered shares (*)			Details of warrants		Details of convertible securities		Total shares (including underlying shares assuming full conversion of warrants and convertible securities) as a % of diluted share capital
		Number of shares held	As a % of grand total (A)+(B)+(C)	No.	As a percentage	As a % of grand total (A)+(B)+(C) of sub-clause (I)(a)	Number of warrants held	As a % total number of warrants of the same class	Number of convertible securities held	As a % total number of convertible securities of the same class	
(i)	(ii)	(iii)	(iv)	(v)	(vi)=(v)/(iii)*100	(vii)	(viii)	(ix)	(x)	(xi)	(xii)
1	ANITA MAHESHWARI	85100	1.698603	0	0.00	0.000000	0	0.000000	0	0.000000	1.698603
2	ANJU MAHESHWARI	90100	1.798403	0	0.00	0.000000	0	0.000000	0	0.000000	1.798403
3	ATUL JAIN	151600	3.025948	0	0.00	0.000000	0	0.000000	0	0.000000	3.025948
4	DEEPAK MAHESHWARI	21100	0.421158	0	0.00	0.000000	0	0.000000	0	0.000000	0.421158
5	DIPEN MAHESHWARI	35000	0.698603	0	0.00	0.000000	0	0.000000	0	0.000000	0.698603
6	MAHENDRA KUMAR SINGH	74400	1.485030	0	0.00	0.000000	0	0.000000	0	0.000000	1.485030
7	PRABHAT MAHESHWARI	130100	2.596806	0	0.00	0.000000	0	0.000000	0	0.000000	2.596806
8	RANJANA JAIN	66100	1.319361	0	0.00	0.000000	0	0.000000	0	0.000000	1.319361
9	RENU DAMANI	46000	0.918163	0	0.00	0.000000	0	0.000000	0	0.000000	0.918163
10	SANJEEV MAHESHWARI	122600	2.447106	0	0.00	0.000000	0	0.000000	0	0.000000	2.447106
11	KRISHNA GOPAL MAHESHWARI	100	0.001996	0	0.00	0.000000	0	0.000000	0	0.000000	0.001996
12	KUSHAL MAHESHWARI	30000	0.598802	0	0.00	0.000000	0	0.000000	0	0.000000	0.598802
13	AAYUSH JAIN	10000	0.199601	0	0.00	0.000000	0	0.000000	0	0.000000	0.199601
<b>Total</b>		<b>862200</b>	<b>17.209581</b>	<b>0</b>	<b>0.00</b>	<b>0.000000</b>	<b>0</b>	<b>0.000000</b>	<b>0</b>	<b>0.000000</b>	<b>17.209581</b>

(\*) The term "encumbrance" has the same meaning as assigned to it in regulation 28(3) of the SAST Regulations, 2011



(I)(c)(i) **MUDRA FINANCIAL SERVICES LTD**

**Statement showing holding of securities (including shares, warrants, convertible securities)  
of persons belonging to the category "Public" and holding more than 1% of the total number of shares**

Sr. No.	Name of the shareholder	Number of shares held	Shares as a percentage of total number of shares {i.e., Grand Total (A)+(B)+(C) indicated in Statement at para (I)(a) above}	Details of warrants		Details of convertible		Total shares (including underlying shares assuming full conversion of warrants and convertible securities) as a % of diluted share capital
				Number of warrants held	As a % total number of warrants of the same class	Number of convertible securities held	% w.r.t total number of convertible securities of the same class	
1	CYPRESS CONSULTANTS PRIVATE LIMITED	695200	13.876248	0	0.000000	0	0.000000	13.876248
2	VENKY FINANCIAL SERVICES PVT LTD	845000	16.866267	0	0.000000	0	0.000000	16.866267
3	FLASH SECURITIES PRIVATE LIMITED	191000	3.812375	0	0.000000	0	0.000000	3.812375
4	BOMEM INSTRUMENT PVT LTD	133700	2.668663	0	0.000000	0	0.000000	2.668663
5	SURESH VITHOBA BHUJBAL	160500	3.203593	0	0.000000	0	0.000000	3.203593
6	SUNIL KUNTE	170500	3.403194	0	0.000000	0	0.000000	3.403194
7	YASHWANT NATE	185500	3.702595	0	0.000000	0	0.000000	3.702595
8	CHANDRAMANI MISHRA	98000	1.956088	0	0.000000	0	0.000000	1.956088
9	BISWANATH SARKAR	149700	2.988024	0	0.000000	0	0.000000	2.988024
10	INDU MAHESHWARI	187500	3.742515	0	0.000000	0	0.000000	3.742515
11	VIPUL MAHESHWARI	205500	4.101796	0	0.000000	0	0.000000	4.101796
12	KISAN PATIL	156400	3.121756	0	0.000000	0	0.000000	3.121756
13	DARSHINI DUBE	180000	3.592814	0	0.000000	0	0.000000	3.592814
14	NILESH SHIGWAN	160500	3.203593	0	0.000000	0	0.000000	3.203593
15	RAMA DUBE	191600	3.824351	0	0.000000	0	0.000000	3.824351
<b>Total</b>		<b>3710600</b>	<b>74.063872</b>	<b>0</b>	<b>0.000000</b>	<b>0</b>	<b>0.000000</b>	<b>74.063872</b>



(I)(c)(ii) **MUDRA FINANCIAL SERVICES LTD**

**Statement showing holding of securities (including shares, warrants, convertible securities) of persons (together with PAC) belonging to the category "Public" and holding more than 5% of the total number of shares of the company**

Sr. No.	Name(s) of the shareholder(s) and the Persons Acting in Concert (PAC) with them	Number of shares	Shares as a percentage of total number of shares {i.e., Grand Total (A)+(B)+(C) indicated in Statement at para (I)(a) above}	Details of warrants		Details of convertible securities		Total shares (including underlying shares assuming full conversion of warrants and convertible securities) as a % of diluted share capital
				Number of warrants	As a % total number of warrants of the same class	Number of convertible securities held	% w.r.t total number of convertible securities of the same class	
1	CYPRESS CONSULTANTS PRIVATE LIMITED	695200	13.876248	0	0.000000	0	0.000000	13.876248
2	VENKY FINANCIAL SERVICES PVT LTD	845000	16.866267	0	0.000000	0	0.000000	16.866267
<b>Total</b>		<b>1540200</b>	<b>30.742515</b>	<b>0</b>	<b>0.000000</b>	<b>0</b>	<b>0.000000</b>	<b>30.742515</b>



**MUDRA FINANCIAL SERVICES LTD**

**(I)(d) Statement showing details of locked-in shares**

Sr. No.	Name of the shareholder	Category	Number of locked-in shares	Locked-in shares as a percentage of total number of shares {i.e., Grand Total (A)+(B)+(C) indicated in Statement at para (I)(a) above}
1	NIL		Nil	Nil
<b>Total</b>			<b>0</b>	<b>0</b>



**MUDRA FINANCIAL SERVICES LTD**

**(II)(a) Statement showing details of Depository Receipts (DRs)**

<b>Sr. No.</b>	<b>Type of outstanding DR (ADRs, GDRs, SDRs, etc.)</b>	<b>Number of outstanding DRs</b>	<b>Number of shares underlying outstanding DRs</b>	<b>Shares underlying outstanding DRs as a percentage of total number of shares {i.e., Grand Total (A)+(B)+(C) indicated in Statement at para (I)(a) above}</b>
1	NIL	Nil	Nil	Nil
<b>Total</b>		<b>0</b>	<b>0</b>	<b>0</b>





**MUDRA FINANCIAL SERVICES LTD**

**(II)(b) Statement showing Holding of Depository Receipts (DRs), where underlying shares held by 'promoter/promoter group' are in excess of 1% of the total number of shares**

<b>Sr. No.</b>	<b>Name of the DR Holder</b>	<b>Type of outstanding DR (ADRs, GDRs, SDRs, etc.)</b>	<b>Number of shares underlying outstanding DRs</b>	<b>Shares underlying outstanding DRs as a percentage of total number of shares {i.e., Grand Total (A)+(B)+(C) indicated in Statement at para (I)(a) above}</b>
1	NIL		Nil	Nil
<b>Total</b>		<b>0</b>	<b>0</b>	



Sr.No	Notes
1	
2	
3	
4	
5	
6	
7	
8	
9	

