


| Introductory sub-table (I)(a) | | | |
|--|--------------------------------------|--|---|
| Name of the Company: | | MUDRA FINANCIAL SERVICES LTD | |
| Scrip Code, Name of the scrip, class of security: | | | |
| Quarter ended: | | 31/12/2011 | |
| Partly paid-up shares:- | No. of partly paid-up shares | As a % of total no. of partly paid-up shares | As a % of total no. of shares of the company |
| Held by promoter/promoter group | 0 | NIL | 0 |
| Held by public | 0 | NIL | 0 |
| Total - D | NIL | NIL | NIL |
| Outstanding convertible securities:- | No. of outstanding securities | As a % of total no. of outstanding convertible securities | As a % of total no. of shares of the company, assuming full conversion of the convertible securities |
| Held by promoter/promoter group | 0 | NIL | NIL |
| Held by public | 0 | NIL | NIL |
| Total - E | NIL | NIL | NIL |
| Warrants:- | No. of warrants | As a % of total no. of warrants | As a % of total no. of shares of the company, assuming full conversion of warrants |
| Held by promoter/promoter group | 0 | NIL | NIL |
| Held by public | 0 | NIL | NIL |
| Total - F | NIL | NIL | NIL |
| Total paid-up capital of the company, assuming full conversion of warrants and convertible securities | 5010000 | | |

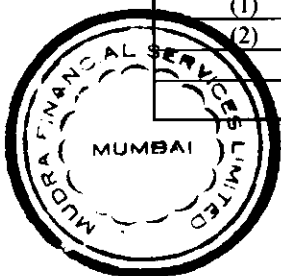


Statement Showing Shareholding Pattern

| Category code | Category of Shareholder | Number of Shareholders | Table (I)(a) | | Total shareholding as a percentage of total number of shares | | Shares Pledged or otherwise encumbered | |
|---------------|---|------------------------|------------------------|--|--|----------------------------|--|-----------------|
| | | | Total number of shares | Number of shares held in dematerialized form | As a percentage of(A+B) ¹ | As a percentage of (A+B+C) | Number of shares | As a percentage |
| | | | | | | | | |
| (A) | Shareholding of Promoter and Promoter Group² | | | | | | | |
| 1 | Indian | | | | | | | |
| (a) | Individuals/ Hindu Undivided Family | 13 | 862200 | 0 | 17.21 | 17.21 | 0 | 0 |
| (b) | Central Government/ State Government(s) | 0 | 0 | 0 | 0.00 | 0.00 | 0 | 0 |
| (c) | Bodies Corporate | 0 | 0 | 0 | 0.00 | 0.00 | 0 | 0 |
| (d) | Financial Institutions/ Banks | 0 | 0 | 0 | 0.00 | 0.00 | 0 | 0 |
| (e) | Any Others(Specify) | 0 | 0 | 0 | 0.00 | 0.00 | 0 | 0 |
| (e-i) | | | | | | | | |
| (e-ii) | | | | | | | | |
| | Sub Total(A)(1) | 13 | 862200 | 0 | 17.21 | 17.21 | 0 | 0.00 |
| 2 | Foreign | | | | | | | |
| a | Individuals (Non-Residents Individuals/ Foreign Individuals) | 0 | 0 | 0 | 0.00 | 0.00 | 0 | 0 |
| b | Bodies Corporate | 0 | 0 | 0 | 0.00 | 0.00 | 0 | 0 |
| c | Institutions | 0 | 0 | 0 | 0.00 | 0.00 | 0 | 0 |
| d | Any Others(Specify) | 0 | 0 | 0 | 0.00 | 0.00 | 0 | 0 |
| d - i | | | | | | | | |
| d - ii | | | | | | | | |
| | Sub Total(A)(2) | 0 | 0 | 0 | 0.00 | 0.00 | 0 | 0.00 |
| | Total Shareholding of Promoter and Promoter Group (A)= (A)(1)+(A)(2) | 13 | 862200 | 0 | 17.21 | 17.21 | 0 | 0.00 |




| | | | | | | | | | |
|------------|---|------------|----------------|----------|---------------|---------------|----------|-------------|------|
| | | | | | | | | | |
| (B) | Public shareholding | | | | | | | | |
| 1 | Institutions | | | | | | | | |
| (a) | Mutual Funds/ UTI | 0 | 0 | 0 | 0.00 | 0.00 | 0.00 | 0.00 | 0.00 |
| (b) | Financial Institutions / Banks | 0 | 0 | 0 | 0.00 | 0.00 | 0.00 | 0.00 | 0.00 |
| (c) | Central Government/ State Government(s) | 0 | 0 | 0 | 0.00 | 0.00 | 0.00 | 0.00 | 0.00 |
| (d) | Venture Capital Funds | 0 | 0 | 0 | 0.00 | 0.00 | 0.00 | 0.00 | 0.00 |
| (e) | Insurance Companies | 0 | 0 | 0 | 0.00 | 0.00 | 0.00 | 0.00 | 0.00 |
| (f) | Foreign Institutional Investors | 0 | 0 | 0 | 0.00 | 0.00 | 0.00 | 0.00 | 0.00 |
| (g) | Foreign Venture Capital Investors | 0 | 0 | 0 | 0.00 | 0.00 | 0.00 | 0.00 | 0.00 |
| (h) | Any Other (specify) | 0 | 0 | 0 | 0.00 | 0.00 | 0.00 | 0.00 | 0.00 |
| (h - i) | | | | | | | | | |
| (h - ii) | | | | | | | | | |
| | Sub-Total (B)(1) | 0 | 0 | 0 | 0.00 | 0.00 | 0 | 0.00 | |
| B 2 | SS | | | | | | | | |
| (a) | Bodies Corporate | 4 | 1864900 | 0 | 37.22 | 37.22 | 0.00 | 0.00 | |
| (b) | Individuals | | | | | | | | |
| | Individuals -i. Individual shareholders holding nominal share capital up to Rs 1 lakh | | | | | | | | |
| I | | 718 | 399200 | 0 | 7.97 | 7.97 | 0.00 | 0.00 | |
| II | ii. Individual shareholders holding nominal share capital in excess of Rs. 1 lakh. | 13 | 1883700 | 0 | 37.60 | 37.60 | 0.00 | 0.00 | |
| (c) | Any Other (specify) | 0 | 0 | 0 | 0.00 | 0.00 | 0.00 | 0.00 | |
| (c-i) | | | | | | | | | |
| (c-ii) | | | | | | | | | |
| | Sub-Total (B)(2) | 735 | 4147800 | 0 | 82.79 | 82.79 | 0 | 0.00 | |
| (B) | Total Public Shareholding (B)= (B)(1)+(B)(2) | 735 | 4147800 | 0 | 82.79 | 82.79 | 0 | 0.00 | |
| | TOTAL (A)+(B) | 748 | 5010000 | 0 | 100.00 | 100.00 | 0 | 0.00 | |
| (C) | Shares held by Custodians and against which Depository Receipts have been issued | | | | | | | | |
| (1) | Promoter and Promoter Group | 0 | 0 | 0 | 0 | 0.00 | 0 | 0.00 | |
| (2) | Public | 0 | 0 | 0 | 0 | 0.00 | 0 | 0.00 | |
| | GRAND TOTAL (A)+(B)+(C) | 748 | 5010000 | 0 | 100 | 100 | 0 | 0.00 | |




(I)(b) MUDRA FINANCIAL SERVICES LTD**Statement showing holding of securities (including shares, warrants, convertible securities) of persons belonging to the category "Promoter and Promoter Group"**

| Sr. No. | Name of the shareholder | Details of Shares held | | Encumbered shares (*) | | | Details of warrants | | Details of convertible securities | | Total shares (including underlying shares assuming full conversion of warrants and convertible securities) as a % of diluted share capital |
|--------------|--------------------------|------------------------|-----------------------------------|-----------------------|--------------------|--|-------------------------|---|---------------------------------------|---|--|
| | | Number of shares held | As a % of grand total (A)+(B)+(C) | No. | As a percentage | As a % of grand total (A)+(B)+(C) of sub-clause (I)(a) | Number of warrants held | As a % total number of warrants of the same class | Number of convertible securities held | As a % total number of convertible securities of the same class | |
| (i) | (ii) | (iii) | (iv) | (v) | (vi)=(v)/(iii)*100 | (vii) | (viii) | (ix) | (x) | (xi) | (xii) |
| 1 | ANITA MAHESHWARI | 85100 | 1.698602 | 0 | 0.00 | 0.000000 | 0 | 0.000000 | 0 | 0.000000 | 1.698602 |
| 2 | ANJU MAHESHWARI | 90100 | 1.798403 | 0 | 0.00 | 0.000000 | 0 | 0.000000 | 0 | 0.000000 | 1.798403 |
| 3 | AAYUSH JAIN | 10000 | 0.199600 | 0 | 0.00 | 0.000000 | 0 | 0.000000 | 0 | 0.000000 | 0.199600 |
| 4 | ATUL JAIN | 151600 | 3.025948 | 0 | 0.00 | 0.000000 | 0 | 0.000000 | 0 | 0.000000 | 3.025948 |
| 5 | DEEPAK MAHESHWARI | 21100 | 0.421158 | 0 | 0.00 | 0.000000 | 0 | 0.000000 | 0 | 0.000000 | 0.421158 |
| 6 | DIPEN MAHESHWARI | 35000 | 0.698602 | 0 | 0.00 | 0.000000 | 0 | 0.000000 | 0 | 0.000000 | 0.698602 |
| 7 | KUSHAL MAHESHWARI | 30000 | 0.598802 | 0 | 0.00 | 0.000000 | 0 | 0.000000 | 0 | 0.000000 | 0.598802 |
| 8 | KRISHNA GOPAL MAHESHWARI | 100 | 0.001996 | 0 | 0.00 | 0.000000 | 0 | 0.000000 | 0 | 0.000000 | 0.001996 |
| 9 | MAHENDRA KUMAR SINGH | 74400 | 1.485030 | 0 | 0.00 | 0.000000 | 0 | 0.000000 | 0 | 0.000000 | 1.485030 |
| 10 | PRABHAT MAHESHWARI | 130100 | 2.596806 | 0 | 0.00 | 0.000000 | 0 | 0.000000 | 0 | 0.000000 | 2.596806 |
| 11 | RANJANA JAIN | 66100 | 1.319361 | 0 | 0.00 | 0.000000 | 0 | 0.000000 | 0 | 0.000000 | 1.319361 |
| 12 | RENU DAMANI | 46000 | 0.918163 | 0 | 0.00 | 0.000000 | 0 | 0.000000 | 0 | 0.000000 | 0.918163 |
| 13 | SANJEEV MAHESHWARI | 122600 | 2.447105 | 0 | 0.00 | 0.000000 | 0 | 0.000000 | 0 | 0.000000 | 2.447105 |
| Total | | 862200 | 17.209576 | 0 | 0.00 | 0.000000 | 0 | 0.000000 | 0 | 0.000000 | 17.209576 |

(*) The term "encumbrance" has the same meaning as assigned to it in regulation 28(3) of the SAST Regulations, 2011




| (I)(c)(i) MUDRA FINANCIAL SERVICES LTD | | | | | | | | |
|--|-------------------------------------|-----------------------|--|-------------------------|---|---------------------------------------|--|--|
| Statement showing holding of securities (including shares, warrants, convertible securities) of persons belonging to the category "Public" and holding more than 1% of the total number of shares | | | | | | | | |
| Sr. No. | Name of the shareholder | Number of shares held | Shares as a percentage of total number of shares (i.e., Grand Total (A)+(B)+(C) indicated in Statement at para (I)(a) above) | Details of warrants | | Details of convertible | | Total shares (including underlying shares assuming full conversion of warrants and convertible securities) as a % of diluted share capital |
| | | | | Number of warrants held | As a % total number of warrants of the same class | Number of convertible securities held | % w.r.t total number of convertible securities of the same class | |
| 1 | CYPRESS CONSULTANTS PRIVATE LIMITED | 695200 | 13.876248 | 0 | 0.000000 | 0 | 0.000000 | 13.876248 |
| 2 | VENKY FINANCIAL SERVICES PVT LTD | 845000 | 16.866267 | 0 | 0.000000 | 0 | 0.000000 | 16.866267 |
| 3 | FLASH SECURITIES PRIVATE LIMITED | 191000 | 3.812375 | 0 | 0.000000 | 0 | 0.000000 | 3.812375 |
| 4 | BOMEM INSTRUMENT PVT LTD | 133700 | 2.668663 | 0 | 0.000000 | 0 | 0.000000 | 2.668663 |
| 5 | SURESH VITHOBA BHUJBAL | 160500 | 3.203593 | 0 | 0.000000 | 0 | 0.000000 | 3.203593 |
| 6 | SUNIL KUNTE | 170500 | 3.403194 | 0 | 0.000000 | 0 | 0.000000 | 3.403194 |
| 7 | YASHWANT NATE | 185500 | 3.702595 | 0 | 0.000000 | 0 | 0.000000 | 3.702595 |
| 8 | CHANDRAMANI MISHRA | 98000 | 1.956088 | 0 | 0.000000 | 0 | 0.000000 | 1.956088 |
| 9 | BISWANATH SARKAR | 149700 | 2.988024 | 0 | 0.000000 | 0 | 0.000000 | 2.988024 |
| 10 | INDU MAHESHWARI | 187500 | 3.742515 | 0 | 0.000000 | 0 | 0.000000 | 3.742515 |
| 11 | VIPUL MAHESHWARI | 205500 | 4.101796 | 0 | 0.000000 | 0 | 0.000000 | 4.101796 |
| 12 | KISAN PATIL | 156400 | 3.121756 | 0 | 0.000000 | 0 | 0.000000 | 3.121756 |
| 13 | DARSHINI DUBE | 180000 | 3.592814 | 0 | 0.000000 | 0 | 0.000000 | 3.592814 |
| 14 | NILESH SHIGWAN | 160500 | 3.203593 | 0 | 0.000000 | 0 | 0.000000 | 3.203593 |
| 15 | RAMA DUBE | 191600 | 3.824351 | 0 | 0.000000 | 0 | 0.000000 | 3.824351 |
| Total | | 3710600 | 74.063872 | 0 | 0.000000 | 0 | 0.000000 | 74.063872 |



(I)(c)(ii) MUDRA FINANCIAL SERVICES LTD

Statement showing holding of securities (including shares, warrants, convertible securities) of persons (together with PAC) belonging to the category "Public" and holding more than 5% of the total number of shares of the company

| Sr. No. | Name(s) of the shareholder(s) and the Persons Acting in Concert (PAC) with them | Number of shares | Shares as a percentage of total number of shares {i.e., Grand Total (A)+(B)+(C) indicated in Statement at para (I)(a) above} | Details of warrants | | Details of convertible securities | | Total shares (including underlying shares assuming full conversion of warrants and convertible securities) as a % of diluted share capital |
|--------------|---|------------------|--|---------------------|---|---------------------------------------|--|--|
| | | | | Number of warrants | As a % total number of warrants of the same class | Number of convertible securities held | % w.r.t total number of convertible securities of the same class | |
| 1 | CYPRESS CONSULTANTS PRIVATE LIMITED | 695200 | 13.876248 | 0 | 0.000000 | 0 | 0.000000 | 13.876248 |
| 2 | VENKY FINANCIAL SERVICES PVT LTD | 845000 | 16.866267 | 0 | 0.000000 | 0 | 0.000000 | 16.866267 |
| Total | | 1540200 | 30.742515 | 0 | 0.000000 | 0 | 0.000000 | 30.742515 |



| MUDRA FINANCIAL SERVICES LTD | | | | |
|---|--------------------------------|-----------------------------------|---|---|
| (D)(d) Statement showing details of locked-in shares | | | | |
| Sr. No. | Name of the shareholder | Number of locked-in shares | Locked-in shares as a (%) percentage of total number of shares {i.e., Grand Total (A)+(B)+(C) indicated in Statement at para (I)(a) above} | Promoter / Promoter Group / Public |
| 1 | NIL | Nil | Nil | Public |
| Total | | 0 | 0 | |



MUDRA FINANCIAL SERVICES LTD

(II)(a) Statement showing details of Depository Receipts (DRs)


| Sr. No. | Type of outstanding DR (ADRs, GDRs, SDRs, etc.) | Number of outstanding DRs | Number of shares underlying outstanding DRs | Shares underlying outstanding DRs as a percentage of total number of shares (i.e., Grand Total (A)+(B)+(C) indicated in Statement at para (I)(a) above} |
|----------------|--|----------------------------------|--|--|
| 1 | NIL | Nil | Nil | Nil |
| Total | | 0 | 0 | 0 |



MUDRA FINANCIAL SERVICES LTD

(II)(b) Statement showing Holding of Depository Receipts (DRs), where underlying shares held by 'promoter/promoter group' are in excess of 1% of the total number of shares

| Sr. No. | Name of the DR Holder | Type of outstanding DR (ADRs, GDRs, SDRs, etc.) | Number of shares underlying outstanding DRs | Shares underlying outstanding DRs as a percentage of total number of shares {i.e., Grand Total (A)+(B)+(C) indicated in Statement at para (I)(a) above} |
|----------------|------------------------------|--|--|--|
| 1 | NIL | | Nil | Nil |
| Total | | 0 | 0 | |



| Sr.No | Notes |
|-------|-------|
| 1 | |
| 2 | |
| 3 | |
| 4 | |
| 5 | |
| 6 | |
| 7 | |
| 8 | |
| 9 | |

